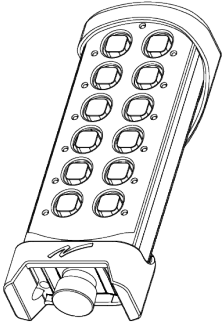


### GENERAL INFORMATION

#### Transmitter -T29-12 -



#### About this document

Every care has been taken in the preparation of this document. Please inform Tele Radio of any inaccuracies or omissions. This document covers general safety issues, main technical specifications, guarantee, service and maintenance, battery, and regulatory information. For more information, please refer to the End user instructions and the Installation instructions available on [www.tele-radio.com](http://www.tele-radio.com). Images shown in this document are for illustrative purposes only.

#### Warnings & restrictions



**Carefully read through the following safety instructions before proceeding with the installation, configuration, operation, or maintenance of the product. Failure to follow these warnings could result in death or serious injury.**

This product must not be operated without having read and understood the Installation instructions and having received the appropriate training. The purchaser of this product has been instructed how to handle the system safely. The following information is intended for use as a complement to applicable local regulations and standards.

**IMPORTANT! Tele Radio remote controls are often built into wider applications. These systems should be equipped with:**

- a wired emergency stop where necessary
- a brake
- an audible or visual warning signal

#### INSTALLATION AND COMMISSIONING

**IMPORTANT! Only licensed or qualified personnel should be permitted to install the product.**



**This radio system must not be used in areas where there is a risk of explosion.**



**Always switch off all electrical power from the equipment before installation procedure.**



**RISK OF UNINTENDED EQUIPMENT OPERATION**  
**Only transmitters that are intended for use should be registered in the receiver.**  
**Failure to follow these instructions could result in death, serious injury, or equipment damage.**

#### OPERATION



**Only qualified personnel should be permitted to access the transmitter and operate the equipment.**



**This equipment is not suitable for use in locations where children are likely to be present.**



- **Make sure that the user satisfies the age requirements in your country for operating the equipment.**
- **Make sure that the user is not under the influence of drugs, alcohol and medications.**
- **Make sure that the user knows and follows operating and maintenance instructions as well as all applicable safety procedures and requirements.**

The user should:



- **Always test the transmitter stop button before operating it. This test should be done on each shift, without a load.**
- **Never use a transmitter if the stop button is mechanically damaged. Contact your supervisor or representative for service immediately.**
- **Never leave the transmitter unattended.**
- **Always switch the transmitter off when not in use. Store in a safe place.**
- **Keep a clear view of the work area at all times.**

#### MAINTENANCE



**Before maintenance intervention on any remote controlled equipments:**

- always remove all electrical power from the equipment.
- always follow lockout procedures.

- Keep the safety information for future reference. Always download the Safety information sheet from our website, [www.tele-radio.com](http://www.tele-radio.com), for the latest available version.
- If error messages are shown, it is very important to find out what caused them. Contact your representative for help.
- The functionality of the stop button should be tested at least after every 200 hours' use .
- If the stop button is mechanically damaged, do not use the transmitter. Contact your supervisor or representative for service immediately.
- Keep the product in a clean, dry place.
- Keep contacts and antennas clean.
- Wipe off dust using a clean, slightly damp cloth.
- Never use cleaning solutions.
- Check the encapsulation, foils and cable for damages. If the encapsulation or foil is damaged, moisture can cause serious damage to the electronics.

#### Regulatory information

NOTE: Models including additional naming conventions:

Model	Article names	Additional naming conventions
T29	T29-12	T00029-12, PN-T29-12

#### EUROPE

Applies to: T29, T29-12

#### CE MARKING



Hereby, Tele-Radio i Lysekil AB, declares that the product(s) listed above is/are in compliance with the Radio Equipment Directive 2014/53/EU.

The latest version of the complete EU Declaration of Conformity is available at the following website: [www.tele-radio.com](http://www.tele-radio.com).

### WEEE DIRECTIVE



This symbol means that inoperative electrical and electronic products must not be mixed with household waste. The European Union has implemented a collection and recycling system for which producers are responsible. For proper treatment, recovery and recycling, please take this product to a designated collection point.

### UNITED KINGDOM

Applies to:

**T29, T29-12**

### UKCA MARKING



**UK Importer: Tele Radio (UK) LTD**  
1 SEYMOUR COURT,  
MANOR PARK, RUNCORN, WA7 1SY, UK  
Email: sales@teleradiouk.com

### NORTH AMERICA

Applies to: **T29, T29-12**

### FCC AND IC STATEMENTS

**FCC:** This product is in compliance with Part 15 of the FCC rules.

**IC:** This product is in compliance with Industry Canada's licence-exempt RSSs.

The complete statements are included in the corresponding User instructions and Installation instructions available at [www.tele-radio.com](http://www.tele-radio.com).

### BRAZIL

Applies to: **T29, T29-12**

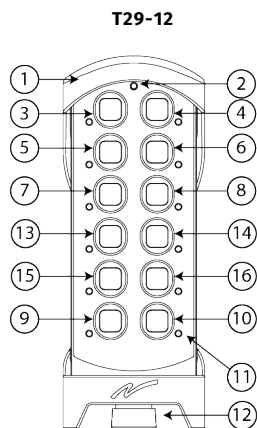
### ANATEL STATEMENT (DECLARAÇÃO ANATEL)

Este equipamento não tem direito à proteção contra interferência prejudicial e não pode causar interferência em sistemas devidamente autorizados.

Este produto não é apropriado para uso em ambientes domésticos, pois poderá causar interferências eletromagnéticas que obrigam o usuário a tomar medidas necessárias para minimizar estas interferências.

## PRODUCT DESCRIPTION

### Transmitter front



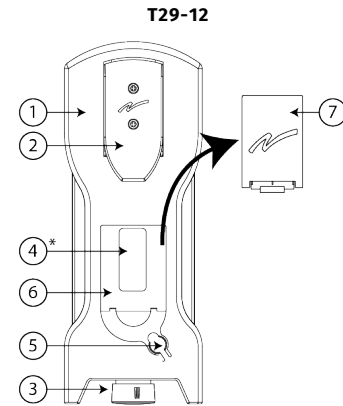
- |                 |                                    |                 |
|-----------------|------------------------------------|-----------------|
| 1. Rubber cover | 7. Button 5                        | 12. Stop button |
| 2. Top LED      | 8. Button 6                        | 13. Button 7    |
| 3. Button 1     | 9. Button 11 / Left Start button   | 14. Button 8    |
| 4. Button 2     | 10. Button 12 / Right Start button | 15. Button 9    |
| 5. Button 3     | 11. Button LEDs                    | 16. Button 10   |
| 6. Button 4     |                                    |                 |

### SHIFT BUTTON

In some cases, the right Start button is used as a shift button to access some menus and/or channels.

To activate the shift function, press the shift button and keep it pressed. Press the button corresponding to the desired channel/ menu. Release it, then release the shift button.

### Transmitter back



- |                 |                               |                        |
|-----------------|-------------------------------|------------------------|
| 1. Rubber cover | 4. Product label <sup>1</sup> | 6. Battery compartment |
| 2. Clip         | 5. Battery charger socket     | 7. Replaceable battery |
| 3. Stop button  |                               |                        |

## TECHNICAL DATA

### Transmitter specifications

	<b>T29-12</b>
Number of buttons	12 x 2-step buttons
I/O switch	No
Power supply	Replaceable, rechargeable lithium-ion battery
Operating time (with continuous usage)	Approximately 150 h with D4-02 Li-ion battery (depending on settings)
Radio communication	Simplex
Radio frequency band	2405 – 2480 MHz
Frequency management	Direct Sequence Spread Spectrum (DSSS)
Number of channels	16 (channel 11-26)
Radio frequency output power	EIRP <sup>2</sup> : < 12 dBm (15.8 mW)
IP code	IP65
Operating temperature	-20...+55 °C / -4...+130 °F
Storage temperature	-30...+70 °C / -22...+158 °F (without battery) <sup>3</sup>
Charging temperature	+10...+35 °C / +50...+95 °F
Safety levels	EN ISO 13849-1, CAT3 PLd (Stop function)
Dimensions	210 x 76 x 37 mm / 8.2 x 3 x 1.4 in
Weight	400 g / 0.9 lbs

<sup>1</sup>\*The product label is placed inside the battery compartment.

<sup>2</sup>Equivalent isotropic radiated power. EIRP (W) = 1.64 x ERP (W) or EIRP (dBm) = ERP (dBm) + 2.15

<sup>3</sup>For storage temperature of battery pack M245060 (D4-02), see " Battery information".

### BATTERY

#### Battery precautions

Carefully read the following safety instructions and warnings before using, charging or disposing of the batteries.



Batteries contain flammable substances such as lithium or other organic solvents, which may result in overheating, rupture or combustion. Failure to read and follow the below instructions may result in fire, personal injury and damage to property if charged or used improperly.

#### HANDLING AND STORAGE



- Risk of explosion if battery is replaced with a battery of an incorrect type.
- Do not short-circuit, disassemble, deform or heat batteries.
- Never attempt to charge a visibly damaged or frozen battery.
- Do not use or charge the battery if it appears to be leaking, deformed or damaged in any way.
- Do not solder directly onto batteries.
- Do not leave the battery in the charger once it is fully charged.
- Store in a cool location. Keep batteries away from direct sunlight, high temperature, and high humidity.
- Immediately discontinue use of the battery if, while using, charging, or storing the battery, the battery emits an unusual smell, feels hot, changes color, changes shape, or appears abnormal in any other way.
- Keep batteries out of reach of small children. Should a child swallow a battery, consult a physician immediately.

#### DISPOSAL

When discarding batteries, insulate the + and - terminals of batteries with insulating/ masking tape.



- Do not place multiple batteries in the same plastic bag.
- Do not incinerate or dispose of batteries in fire.
- Do not place used batteries in the household waste. Dispose of used batteries in accordance with the applicable regulations and legal requirements.
- Batteries that have been disposed of incorrectly may short circuit, causing them to become hot, burst or ignite.

#### Battery information

NOTE: Only batteries approved by Tele Radio should be used in T29 transmitters.

NOTE: When the battery capacity reaches approximately 10 %, the top LED lights red.

T29-12	
Type of battery	Replaceable, rechargeable lithium-ion battery, 3.7 V/1600 mAh
Article number	M245060 (D4-02)
Charge	Charger plug on the back of the transmitter
Charger <sup>1</sup>	Charger unit (D4-01)
Article number	Tele Radio AC adapter M769780 Tele Radio charger unit together with Tele Radio AC adapter M769755 (D4-01) + M769780
Charging time	Approximately 3 hours with an empty battery
Charging temperature	+10...+35 °C / +50...+95 °F

<sup>1</sup>Must be purchased separately.

T29-12	
Storage temperature	-20...+55 °C / -4...+130 °F

### WARRANTY, SERVICE, REPAIRS, AND MAINTENANCE

Tele Radio products are covered by a warranty against material, construction and manufacturing faults. During the warranty period, Tele Radio may replace the product or faulty parts. Work under warranty must be performed by Tele Radio or by an authorized service center specified by Tele Radio.

The following are **not** covered by the warranty:

- Faults resulting from normal wear and tear
- Parts of a consumable nature
- Products that have been subject to unauthorized modifications
- Faults resulting from incorrect installation and use
- Damp and water damage

#### Maintenance

- Repairs and maintenance must be performed by qualified personnel
- Only use spare parts from Tele Radio
- Contact your representative for service or any other assistance
- Keep the product in a clean, dry place
- Keep contacts and antennas clean
- Wipe off dust using a slightly damp, clean cloth

NOTE: Never use cleaning solutions or high-pressure washer.

#### Tele-Radio i Lysekil AB, Head office

August Barks gata 30A  
SE-421 32 Västra Frölunda  
Sweden

Phone: +46 (0)31 748 54 60, Email: info@tele-radio.com

For more information about this product, please download the latest End user instructions or Installation instructions from [www.tele-radio.com](http://www.tele-radio.com).